



mr. steam towelwarmers



Water, heat, pleasure.
Complete the experience.

indulgence and design **Mr. Steam®**

Towel Warmers combine superior engineering, materials and design to create the simple pleasure of wrapping your body in a soft, warm towel.



Mr. Steam® Towel Warmers feature all-brass construction, resulting in the highest quality bathroom finishes and the most efficient heating.

Mr. Steam® Towel Warmers offer a variety of wall, floor and pivoting designs. Each electric heated towel warmer has a stainless steel heater for controlled, quiet heat. Also available, hot water heated towel warmers for operation on residential hot water systems. All models are available in designer finishes to complement any interior.

800 series



600 series







500 series



W500



W510



W542/H542



W552/H552



W554



W556



W562/H562




W572/H572

Mr. Steam® Towel Warmers Unique Features

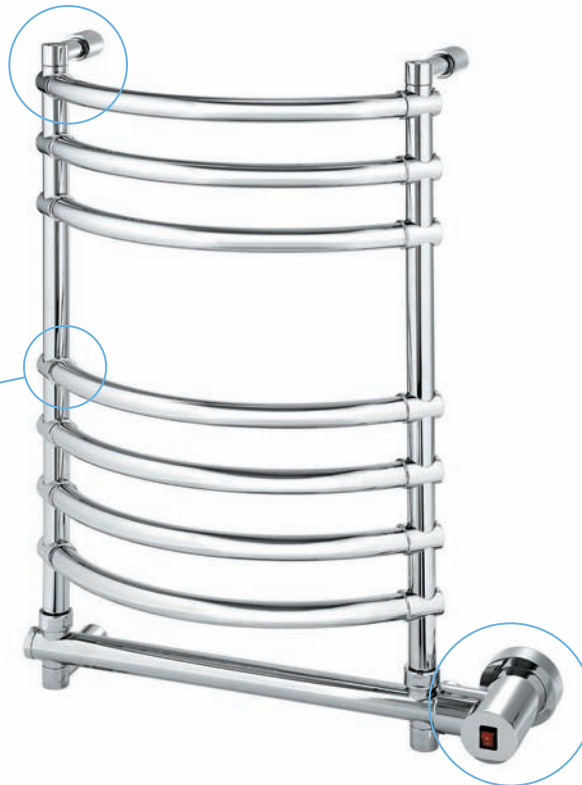
Wall Mount Hardware

Mr. Steam® Towel Warmers feature machined brass mounting hardware with internal fasteners. Provides easy and secure installation while insuring elegance in the smallest detail.



Brass Construction

Mr. Steam® Towel Warmers are constructed from 100% solid brass for efficient heating performance and finishing quality. Brass is machined to exact tolerances to provide superior construction and lasting reliability.



Timer

This state-of-the-art 24-hour digital control combines maximum heating performance and energy efficiency in one control. In-wall design allows installation in discrete locations.

Electrical Box

Electrical box combines switch housing and wiring compartment for integrated design and mechanical durability. Unique swivel feature allows for easy wall installation and efficient wiring.

Model	Dimensions	Wt. (lbs)	Wattage	Model	Dimensions	Wt. (lbs)	Wattage	Model	Dimensions	Wt. (lbs)	Wattage
W800	26 3/4" x 17 1/2" x 4"	20	100	W500	25" x 22 1/2" x 5"	20	100	W562	24" x 23 1/2" x 5"	30	200
W842	24 1/2" x 23" x 4 3/4"	20	150	W510	18 1/2" x 20 1/2" x 5"	15	70	W572	36 1/2" x 23 1/2" x 5"	20	100
W856	31" x 21 1/2" x 9 7/8"	20	200	W542	27" x 23 3/4" x 5"	20	100	H542	28 1/2" x 21 1/2" x 5 1/4"	20	500 Btu
W634	27 1/2" x 19 1/2" x 7 1/4"	20	200	W552	24 1/2" x 23 1/2" x 13"	30	200	H552	25" x 21 1/2" x 13"	30	800 Btu
W682	28 1/2" x 18" x 5 1/8"	20	200	W554	22" x 23 3/4" x 13"	25	200	H554	26" x 21" x 5 1/4"	30	900 Btu
W688	27 3/4" x 17" x 7 1/8"	20	200	W556	34" x 22 1/2" x 10"	25	100	H556	37 1/2" x 21" x 5 1/4"	20	650 Btu

Notes

W indicates electric heated model.
H indicates hot water heated model.

Dimensions (HxWxD) are outside dimensions, in inches & include mounting flanges.

"W" electric heated models operate on 120VAC.

"H" models suitable for closed-loop hot water systems only.

Available Finishes


PC Polished Chrome
PB Polished Brass

SN Satin Nickel
PN Polished Nickel

BN Brushed Nickel
ORB Oil-Rubbed Bronze

PG Polished Gold
P Pewter

SG Satin Gold
AB Antique Brass



mr.steamsteambaths

Mr. Steam® steambath systems integrate quality and technology. Evenly controlled steam, suffused with natural aromas, rejuvenates the body and the mind.



mr.steamsaunas

Mr. Steam® saunas use advanced technology to create an ancient pleasure: dry heat relaxes the muscles, reduces aches and pains, and purifies the body.

mr.steam®

Sussman-Automatic Corporation®
info@mrsteam.com
www.mrsteam.com

43-20 34th Street
Long Island City, NY 11101
TEL 800 76 STEAM
FAX 718 472 3256

9410 S.LaCienega Blvd.
Inglewood, CA 90301
TEL 800 72 STEAM
FAX 310 216 2944

MR. STEAM & des., A LIFETIME OF PLEASURE, ALLEGRO, AROMAFLO, AUTOFLUSH, CLEAN STEAM... EVERY TIME, MRSAUNA, STEAM ON DEMAND, STEAM@HOME, SUSSMAN, SUSSMAN LIFESTYLE GROUP, TEMPO, TEMPO/PLUS, TEMPO/REMOTE and WARMATOWEL are registered trademarks of Sussman-Automatic Corporation. AROMASTEAM, CHROMASTEAM, F1 PLUS, SAUNA/ONE & TEMPO/EXT are trademarks of Sussman-Automatic Corporation.